



AMERICLAD® AC-720 S Sun Control Screen
www.americlad.com
866-260-4047

MANUFACTURER:
Quality Metalcrafts, LLC
21925 Industrial Blvd.
Rogers, MN 55374
Telephone: (866) 260-4047
Fax: (763) 255-3399
Email: info@americlad.com

**AMERICLAD
AC-720S (Egg
crate) Sun
Control Screen**

SECTION 10 82 00 EXTERIOR SUN CONTROL SCREEN DEVICES

PART 1 – GENERAL

1.1 RELATED DOCUMENTS

- A. The drawings and provisions of the General Conditions, and the sections included under Division 1 specification sections , apply to this section

1.2 SUMMARY

- A. This section includes vertical aluminum sun control assemblies

1.3 PERFORMANCE REQUIREMENTS

- A. Structural performance: provide exterior sun control device assemblies capable of withstanding the effects of load and stresses from wind loads, dead loads, snow loads and normal and expected thermal movement without evidence of permanent defects of the assemblies. System design for a mechanically fastened assembly to substructure.
 - 1. Wind Load as required by applicable building code
 - 2. Dead Load as required by applicable building code
 - 3. Snow Load as required by applicable building code
 - 4. Snow Drift Load as required by applicable building code
- B. Design sun control device to eliminate vibration harmonics; wind whistles; and noises cause by thermal movement.

1.4 SUBMITTALS

- A. Product Data: Manufacturer’s company literature
- B. Shop Drawings: Submit shop drawings showing layout, profiles and product components, including anchorage, accessories, finish.



- C. Structural Calculations: submit complete engineering calculations to support design.
- D. Finish Samples: submit color samples for final approval

1.5 QUALITY ASSURANCE

- A. Engineering Qualifications: Provide Engineering calculations for the sunshade system and mounting brackets, prepared by an engineer registered in the state the project is located
- B. Manufacturer Qualifications: Minimum of Five years experience in manufacturing of exterior sun control devices
- C. Installer Qualifications: Acceptable to manufacturer

1.6 DELIVERY, STORAGE AND HANDLING

- A. Delivery: deliver sun control devices in manufacturer's crates packaged for long haul transit
- B. Storage: store materials in a dry and safe area
- C. Handling: handle materials to avoid any damage to materials and finishes

1.7 WARRANTY

- A. The contractor must warrant the materials to be free of defects in accordance with the general conditions. Finish warranty shall be extended by paint manufacturer's standard warranty.

PART 2 – PRODUCTS

2.1 MANUFACTURER

- A. Quality Metalcrafts, LLC, 21925 Industrial Boulevard, Rogers, Minnesota 55374, Telephone (866) 260-4047, www.americlad.com
 - a. Americlad Exterior Sunshade Devices

2.2 MATERIALS

- A. Aluminum Sheet: ASTM B209, Alloy 6061-T6, 5005-H34 or 3003-H14
- B. Aluminum Extrusions: ASTM B221, Alloy 6063-T6 and/or 6061-T6

2.3 FABRICATION

- A. Factory assembled sun control devices for a turnkey installation
- B. Vertical sun control element will be mechanically fastened with stainless steel screws to the outriggers. Spot welds only to be used where mechanical fastening of parts is prohibitive.
- C. Maintain blade spacing per approved shop drawings



2.4 VERTICAL SUN CONTROL DEVICES

- A. Bracket: Specify bracket profile and thickness
- B. Outriggers: Specify size and type from manufacturer's selection
- C. Egg crate: Specify size from manufacturer's selection

2.5 SUN CONTROL DESIGN

a. Series AC-720S (Egg Crate)

2.6 FINISHES

- A. High Performance Coating: Organic coating: Clean and prime exposed aluminum surfaces and apply a Kynar 500 finish conforming to AAMA 2605, color to be determined by the architect
- B. Class I, Clear Anodic Finish: AA-M12C22A41, mechanical finish, nonspecular as fabricated. Coating to have an anodic coating of 0.7 mil (0.018 mm) thickness
- C. Class I, Color Anodic Finish: AA-M12C22A42/A44, mechanical finish, nonspecular as fabricated. Color to be determined by Architect. Coating to have an anodic coating of 0.7 mil (0.018 mm) thickness

PART 3 – EXECUTION

3.1 PREPARATION

- A. Coordinate drawings, diagrams, fixtures, instructions and instructions for installation of anchors to structure.

3.2 INSTALLATION

- A. Attach anchorage to structure per shop drawing
- B. Install sun control device units level and plumb

3.3 CLEANING AND PROTECTING

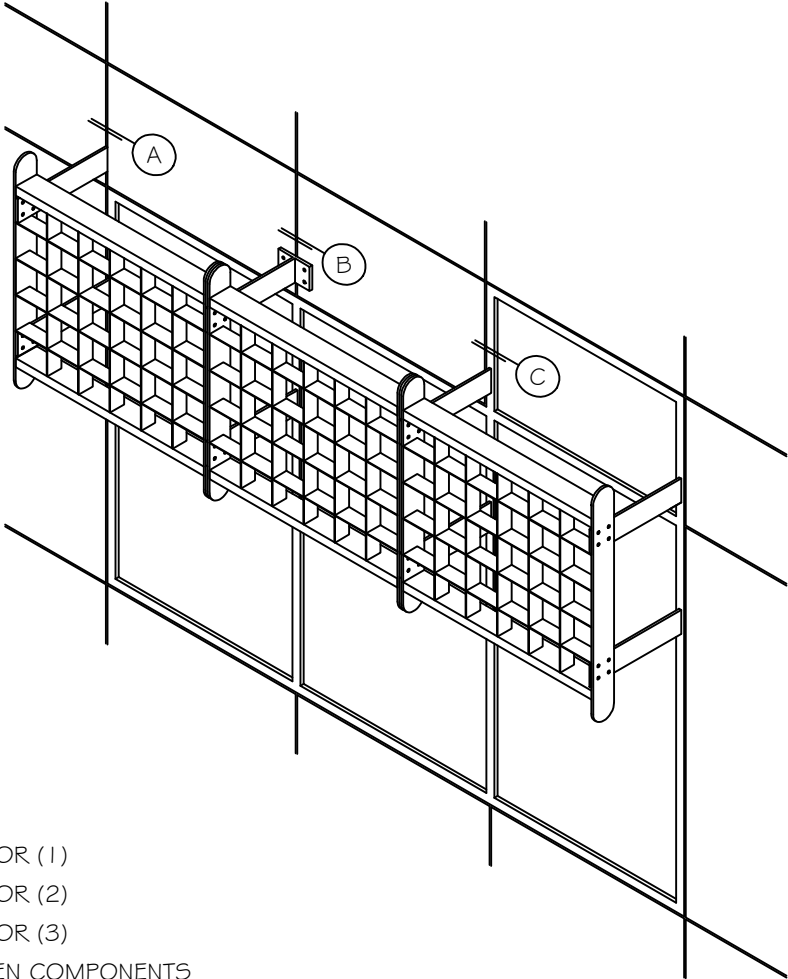
- A. Clean exposed surfaces after installation per manufacturers recommendations
- B. Touch up minor abrasions in finish with touch up paint supplied by finish applicator.

END OF SECTION



AC-720S

SCREEN - EGGCRATE



- (A) ANCHOR (1)
- (B) ANCHOR (2)
- (C) ANCHOR (3)
- (D) SCREEN COMPONENTS
- (E) FRAME PROFILES

COPYRIGHT QUALITY METALCRAFTS, LLC

21925 Industrial Boulevard · Rogers, Minnesota · Toll-Free: 1-866-260-4047 · americlad.com

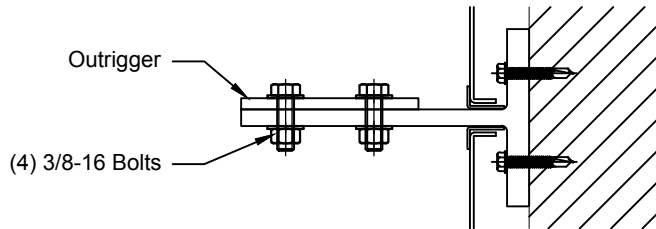
Architectural Metal Products



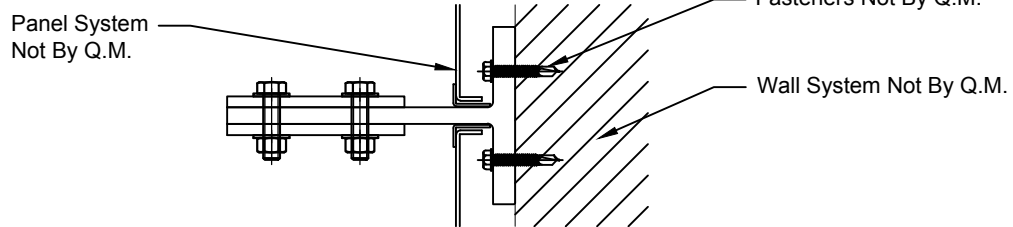
AC-720S

ANCHOR (1)

DETAIL A

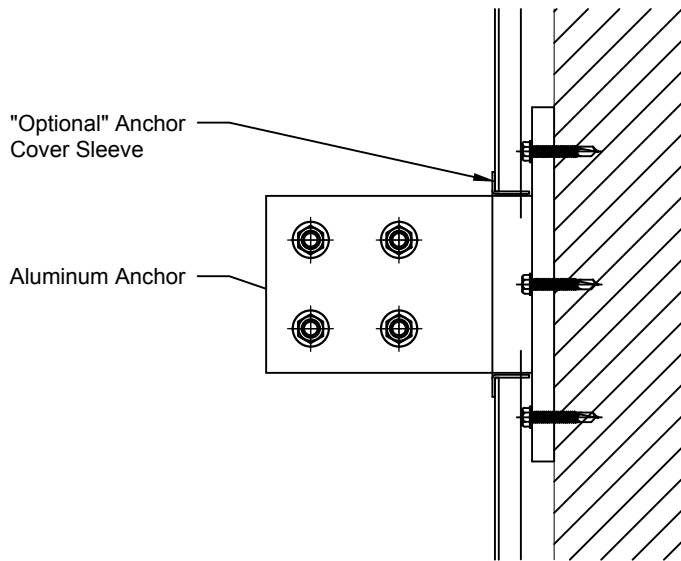


DETAIL AT END SCREEN ANCHOR



DETAIL AT MID-SCREEN ANCHOR

SECTION THRU PANEL AND ANCHOR



VERTICAL SECTION THRU PANEL AND ANCHOR

COPYRIGHT QUALITY METALCRAFTS, LLC

21925 Industrial Boulevard · Rogers, Minnesota · Toll-Free: 1-866-260-4047 · americlad.com

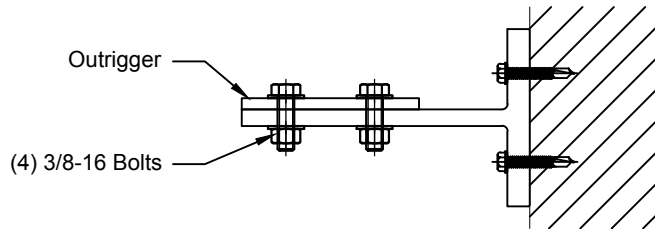
Architectural Metal Products



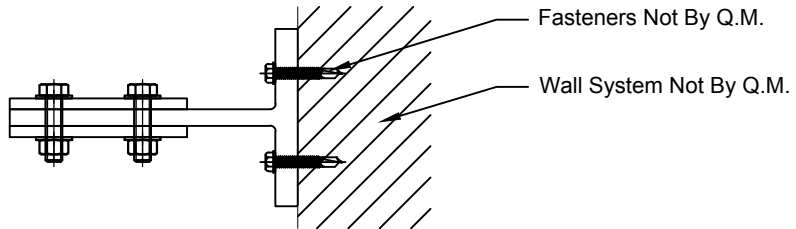
AC-720S

ANCHOR (2)

DETAIL B

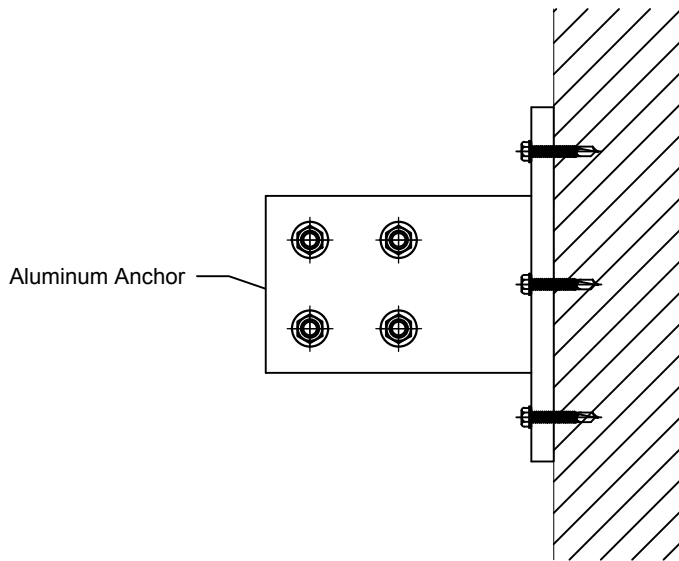


DETAIL AT END SCREEN ANCHOR



DETAIL AT MID-SCREEN ANCHOR

SECTION THRU ANCHOR



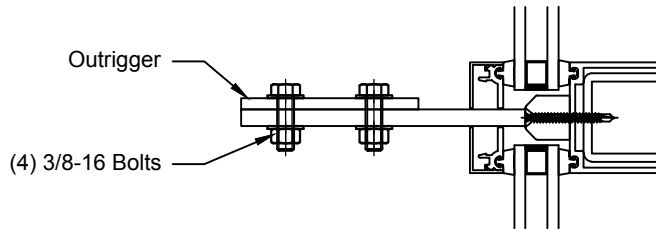
VERTICAL SECTION THRU ANCHOR



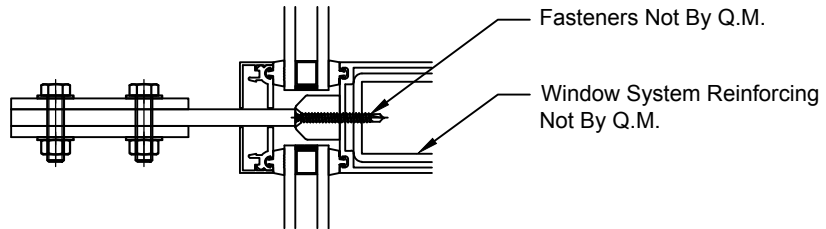
AC-720S

ANCHOR (3)

DETAIL C

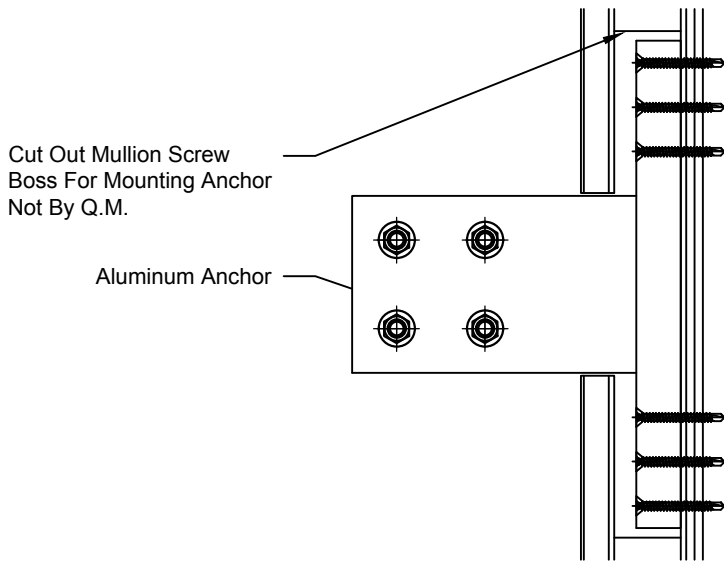


DETAIL AT END SCREEN ANCHOR



DETAIL AT MID-SCREEN ANCHOR

SECTION THRU MULLION AND ANCHOR



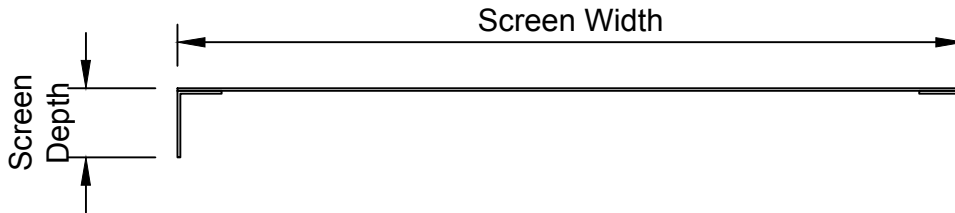
VERTICAL SECTION THRU MULLION AND ANCHOR



AC-720S


SCREEN COMPONENTS

DETAIL D



PERFORATED PATTERNS


FRAME SHAPES



Round Holes on
Straight Centers




Bar Frame come in
2", 3", 4", 5", 6", 8"



Round Holes on
Staggered Centers




Angle Frame come in
2" x 4", 1 1/2" x 6", 2" x 6",
2" x 8" & 2" x 10"




Square Holes on
Straight Centers



Rectangular Frame come in
1 3/4" x 3, 1 3/4" x 4, 2" x 4",
1 1/2" x 6", 2" x 6" & 2" x 8"



Round Slot on
Staggered Centers



Custom Pattern



AC-720S

FRAME PROFILES

DETAIL E



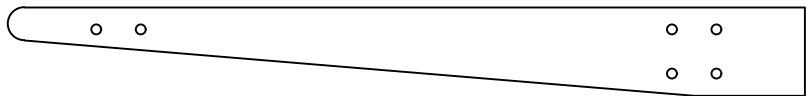
BOX FRAME



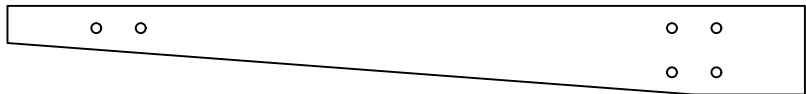
ROUND FRAME



QUARTER ROUND FRAME



TAPER FRAME



TAPER FRAME